

MONTHLY REPORT OF DISBU
For the month of January

Department : Department of Finance (DOF)
 Agency/Entity : Privatization and Management Office
 Operating Unit : < not applicable >
 Organization Code (UACS) : 11 010 0000000
 Fund Cluster : 01 - Regular Agency Fund

Particulars	Current Year Budget					Prior Year's Budget								
	PS	MOOE	FinEx	CO	TOTAL	Prior Year's Accounts Payable					Current Year's Accounts Payable			
						PS	MOOE	FinEx	CO	Sub-Total	PS	MOOE	FinEx	CO
1	2	3	4	5	6=(2+3+4+5)	7	8	9	10	11=(7+8+9+10)	12	13	14	15
CASH DISBURSEMENTS	4,687,147.10	734,566.03	0.00	0.00	5,421,713.13	0.00	0.00	0.00	0.00	0.00	0.00	0.00	0.00	0.00
Notice of Cash Allocation (NCA)	4,687,147.10	734,566.03	0.00	0.00	5,421,713.13	0.00	0.00	0.00	0.00	0.00	0.00	0.00	0.00	0.00
MDS Checks Issued	74,805.12	542,984.50	0.00	0.00	617,789.62	0.00	0.00	0.00	0.00	0.00	0.00	0.00	0.00	0.00
Advice to Debit Account	4,612,341.98	191,581.53	0.00	0.00	4,803,923.51	0.00	0.00	0.00	0.00	0.00	0.00	0.00	0.00	0.00
Notice of Transfer Allocations (NTA)	0.00	0.00	0.00	0.00	0.00	0.00	0.00	0.00	0.00	0.00	0.00	0.00	0.00	0.00
MDS Checks Issued	0.00	0.00	0.00	0.00	0.00	0.00	0.00	0.00	0.00	0.00	0.00	0.00	0.00	0.00
Advice to Debit Account	0.00	0.00	0.00	0.00	0.00	0.00	0.00	0.00	0.00	0.00	0.00	0.00	0.00	0.00
Working Fund for FAPs	0.00	0.00	0.00	0.00	0.00	0.00	0.00	0.00	0.00	0.00	0.00	0.00	0.00	0.00
Cash Disbursement Ceiling (CDC)	0.00	0.00	0.00	0.00	0.00	0.00	0.00	0.00	0.00	0.00	0.00	0.00	0.00	0.00
TOTAL CASH DISBURSEMENTS	4,687,147.10	734,566.03	0.00	0.00	5,421,713.13	0.00	0.00	0.00	0.00	0.00	0.00	0.00	0.00	0.00
NON-CASH DISBURSEMENTS	494,200.54	23,304.85	0.00	0.00	517,505.39	0.00	0.00	0.00	0.00	0.00	0.00	0.00	0.00	0.00
Tax Remittance Advices Issued (TRA)	494,200.54	23,304.85	0.00	0.00	517,505.39	0.00	0.00	0.00	0.00	0.00	0.00	0.00	0.00	0.00
Non-Cash Availment Authority (NCAA)	0.00	0.00	0.00	0.00	0.00	0.00	0.00	0.00	0.00	0.00	0.00	0.00	0.00	0.00
Disbursements effected through outright deductions from claims (please specify...)	0.00	0.00	0.00	0.00	0.00	0.00	0.00	0.00	0.00	0.00	0.00	0.00	0.00	0.00
Overpayment of expenses(e.g. personnel benefits)	0.00	0.00	0.00	0.00	0.00	0.00	0.00	0.00	0.00	0.00	0.00	0.00	0.00	0.00
Restitution for loss of government property	0.00	0.00	0.00	0.00	0.00	0.00	0.00	0.00	0.00	0.00	0.00	0.00	0.00	0.00
Liquidated damages and similar claims	0.00	0.00	0.00	0.00	0.00	0.00	0.00	0.00	0.00	0.00	0.00	0.00	0.00	0.00
Others(TEF, BYF-Documentary Stamp Tax, etc.)	0.00	0.00	0.00	0.00	0.00	0.00	0.00	0.00	0.00	0.00	0.00	0.00	0.00	0.00
TOTAL NON-CASH DISBURSEMENTS	494,200.54	23,304.85	0.00	0.00	517,505.39	0.00	0.00	0.00	0.00	0.00	0.00	0.00	0.00	0.00
GRAND TOTAL	5,181,347.64	757,870.88	0.00	0.00	5,939,218.52	0.00	0.00	0.00	0.00	0.00	0.00	0.00	0.00	0.00

RSEMENTS


/ 2024


		SUB-TOTAL	Trust Liabilities				Grand Total					Remarks
Sub-Total	TOTAL		PS	MOOE	CO	TOTAL	PS	MOOE	FinEx	CO	TOTAL	
16=(12+13+14+15)	17=(11+16)	18=(6+17)	19	20	21	22=(19+20+21)	23	24	25	26	27=(23+24+25+26)	28
0.00	0.00	5,421,713.13	0.00	0.00	0.00	0.00	4,687,147.10	734,566.03	0.00	0.00	5,421,713.13	
0.00	0.00	5,421,713.13	0.00	0.00	0.00	0.00	4,687,147.10	734,566.03	0.00	0.00	5,421,713.13	
0.00	0.00	617,789.62	0.00	0.00	0.00	0.00	74,805.12	542,984.50	0.00	0.00	617,789.62	
0.00	0.00	4,803,923.51	0.00	0.00	0.00	0.00	4,612,341.98	191,581.53	0.00	0.00	4,803,923.51	
0.00	0.00	0.00	0.00	0.00	0.00	0.00	0.00	0.00	0.00	0.00	0.00	
0.00	0.00	0.00	0.00	0.00	0.00	0.00	0.00	0.00	0.00	0.00	0.00	
0.00	0.00	0.00	0.00	0.00	0.00	0.00	0.00	0.00	0.00	0.00	0.00	
0.00	0.00	0.00	0.00	0.00	0.00	0.00	0.00	0.00	0.00	0.00	0.00	
0.00	0.00	0.00	0.00	0.00	0.00	0.00	0.00	0.00	0.00	0.00	0.00	
0.00	0.00	5,421,713.13	0.00	0.00	0.00	0.00	4,687,147.10	734,566.03	0.00	0.00	5,421,713.13	
0.00	0.00	517,505.39	0.00	0.00	0.00	0.00	494,200.54	23,304.85	0.00	0.00	517,505.39	
0.00	0.00	517,505.39	0.00	0.00	0.00	0.00	494,200.54	23,304.85	0.00	0.00	517,505.39	
0.00	0.00	0.00	0.00	0.00	0.00	0.00	0.00	0.00	0.00	0.00	0.00	
0.00	0.00	0.00	0.00	0.00	0.00	0.00	0.00	0.00	0.00	0.00	0.00	
0.00	0.00	0.00	0.00	0.00	0.00	0.00	0.00	0.00	0.00	0.00	0.00	
0.00	0.00	0.00	0.00	0.00	0.00	0.00	0.00	0.00	0.00	0.00	0.00	
0.00	0.00	0.00	0.00	0.00	0.00	0.00	0.00	0.00	0.00	0.00	0.00	
0.00	0.00	0.00	0.00	0.00	0.00	0.00	0.00	0.00	0.00	0.00	0.00	
0.00	0.00	517,505.39	0.00	0.00	0.00	0.00	494,200.54	23,304.85	0.00	0.00	517,505.39	
0.00	0.00	5,939,218.52	0.00	0.00	0.00	0.00	5,181,347.64	757,870.88	0.00	0.00	5,939,218.52	


SUMMARY

Particulars (1)	Previous Report (2)	This Month (3)	As at Date (4)
Total Disbursement Authorities Received	0.00	9,774,505.39	9,774,505.39
NCA	0.00	9,257,000.00	9,257,000.00
NTA	0.00	0.00	0.00
Working Fund	0.00	0.00	0.00
TRA	0.00	517,505.39	517,505.39
CDC	0.00	0.00	0.00
NCAA	0.00	0.00	0.00
Less: Notice of Transfer of Allocations (NTA)* issued	0.00	0.00	0.00
Total Disbursement Authorities Available	0.00	9,774,505.39	9,774,505.39
Less:	0.00	0.00	0.00
Lapsed NCA	0.00	0.00	0.00
Disbursements	0.00	5,939,218.52	5,939,218.52
Less: Other Non-Cash Disbursements	0.00	0.00	0.00
Disbursements effected through outright deductions from claims	0.00	0.00	0.00
Overpayment of expenses(e.g. personnel benefits)	0.00	0.00	0.00
Restitution for loss of government property	0.00	0.00	0.00
Liquidated damages and similar claims	0.00	0.00	0.00
Others (e.g. TEF, BTr, Docs Stamp, etc.)	0.00	0.00	0.00
Add/Less: Adjustments (e.g. cancelled/staled checks)	0.00	0.00	0.00
Balance of Disbursement Authorities as at date	0.00	3,835,286.87	3,835,286.87
Total Disbursements Program	0.00	9,774,505.39	9,774,505.39
Less: *Actual Disbursements	0.00	5,939,218.52	5,939,218.52
(Over)/Under spending	0.00	3,835,286.87	3,835,286.87

Notes: * The use of NTA is discouraged
 Notes: ** Amounts should tally with the grand total disbursemnt (column 27).

Certified Correct:

 DIARON, RITOREY T.
 Budget Officer
 Date: 2/7/24

Recommending Approval:

 TORRALBA, RHODORA B.
 Chief Accountant
 Date:

Approved By:

 RONDAEL, ELLEN H.
 Deputy Privatization Officer
 Date: