

SUMMARY OF APPROPRIATIONS, ALLOTMENTS, OBLIGATIONS, DISBURSEMENTS AND BALANCES BY OBJECT OF EXPENDITURES  
As of the Quarter Ending September 30, 2015

Current Year Appropriations  
Supplemental Appropriations  
Continuing Appropriations

Department : DEPARTMENT OF FINANCE  
Agency : Privatization and Management Office  
Operating Unit :  
Organization Code (UAACS) : 11-010-0000000  
Funding Source Code (as clustered) : 1-01-101  
(e.g. Old Fund Code: 101,102, 151)

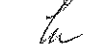
Particulars	UAACS CODE	Appropriations			Allotments					Current Year Obligations					Current Year Disbursements					Balances					
		Authorized	Adjustments	Adjusted	Allotments	Adjustments	Transfer To	Transfer	Adjusted	1st Quarter	2nd Quarter	3rd Quarter	4th Quarter	Total	1st Quarter	2nd Quarter	3rd Quarter	4th Quarter	Total	Unreleased	Unobligated	Unpaid Obligations			
		Appropriation	(To)/From, Reassignment	Appropriations	Received	Withdrawal, Reassignment		From	Total Allotments	Ending March 31	Ending June 30	Ending Sept. 30	Ending Dec. 31	15={11+12+13 +14}	Ending March 31	Ending June 30	Ending Sept. 30	Ending Dec. 31	20={16+17+18+ 19}	21={5-10}	22={10-15}	23	24		
<b>SUMMARY</b>																									
<b>A. AGENCY SPECIFIC BUDGET</b>																									
<b>Personnel Services</b>		42,442,000.00		42,442,000.00	44,621,794.00				44,621,794.00	8,532,669.68	11,459,842.48	8,349,478.93		26,341,991.09	8,515,111.91	11,422,886.06	8,371,865.72		28,305,863.69		16,279,802.91				
Salaries and Wages										6,258,278.24	6,571,958.18	6,652,083.96		19,482,320.38	6,244,036.20	6,538,753.42	6,667,403.36		19,450,192.98						
Salaries and Wages - Contractual	50101020 00																								
Other Compensation										349,880.48	381,646.70	389,642.71		1,121,069.89	349,880.48	381,646.70	389,642.71		1,121,069.89						
Personnel Economic Relief Allowance (PERA)	5-01-02-010									226,750.00	209,250.00	188,000.00		624,000.00	226,750.00	209,250.00	188,000.00		624,000.00						
Representation Allowance (RA)	5-01-02-020									133,750.00	126,250.00	132,500.00		392,500.00	133,750.00	126,250.00	132,500.00		392,500.00						
Transportation Allowance (TA)	5-01-02-030									270,000.00	5,000.00			275,000.00	270,000.00	5,000.00			275,000.00						
Clothing/Uniform Allowance	5-01-02-040									88,000.00	8,000.00			96,000.00	88,000.00	8,000.00			96,000.00						
Productivity Incentive Allowance	5-01-02-080																								
Other bonuses and Allowances	5-01-02-990																								
Honoraria	5-01-02-100																								
Hazard Pay	5-01-02-110																								
Longevity Pay	5-01-02-120																								
Overtime and Night Pay	5-01-02-130										959,255.50	11,082.00		970,337.50		959,255.50	11,082.00		970,337.50						
Year end Bonus	5-01-02-140										132,500.00	1,500.00		134,000.00		132,500.00	1,500.00		134,000.00						
Cash Gift	5-01-02-150																								
Personnel Benefit Contributions										750,493.08	783,645.17	813,194.20		2,347,332.45	747,577.35	780,093.51	819,661.59		2,347,332.45						
Life and Retirement Insurance Contributions	5-01-03-010									17,600.00	19,300.00	20,000.00		56,900.00	17,600.00	19,100.00	20,200.00		56,900.00						
Pag-ibig Contributions	5-01-03-020									64,287.50	68,850.00	70,162.50		203,300.00	63,887.50	68,850.00	70,562.50		203,300.00						
Philhealth Contributions	5-01-03-030									17,500.00	19,200.00	20,100.00		56,800.00	17,500.00	19,200.00	20,100.00		56,800.00						
ECC Contributions	5-01-03-040																								
Pension Benefits - Civilian	5-01-04-010									6,130.38	47,267.93	51,213.56		104,611.87	6,130.38	47,267.93	51,213.56		104,611.87						
Terminal Leave Benefits	5-01-04-030									350,000.00				350,000.00	350,000.00				350,000.00						
Other Personnel Benefits	5-01-04-990																								
Miscellaneous Personnel Benefits Fund					2,179,794.00						2,127,819.00			2,127,819.00		2,127,819.00			2,127,819.00						
Productivity Enhancement Incentive (PEI)	50100000 00																								
Performance Based Bonus (PBB)	50100000 00																								
<b>Maintenance &amp; Other Operating Expenses</b>																									
Traveling Expenses	50201000 00																								
Training and Scholarship Expenses																									
Supplies and Materials Expenses																									
Utility Expenses																									


**SUMMARY OF APPROPRIATIONS, ALLOTMENTS, OBLIGATIONS, DISBURSEMENTS AND BALANCES BY OBJECT OF EXPENDITURES**  
As of the Quarter Ending September 30, 2015


	Current Year Appropriations
	Supplemental Appropriations
	Continuing Appropriations

Department : DEPARTMENT OF FINANCE  
 Agency : Privatization and Management Office  
 Operating Unit : \_\_\_\_\_  
 Organization Code (UACS) : 11-010-0000000  
 Funding Source Code (as clustered) : 1-01-101  
 (e.g. Old Fund Code: 101,102, 151)

Particulars	UACS CODE	Appropriations			Allotments					Current Year Obligations					Current Year Disbursements					Balances			
		Authorized Appropriation	Adjustments (Transfer Top/From, Realignment)	Adjusted Appropriations	Allotments Received	Adjustments Withdrawal, Reassignment	Transfer To	Transfer/ From	Adjusted Total Allotments	1st Quarter	2nd Quarter	3rd Quarter	4th Quarter	Total	1st Quarter	2nd Quarter	3rd Quarter	4th Quarter	Total	Unreleased Appropriations	Unobligated Allotment	Unpaid Obligations (15-20) = (23+24)	
										Ending March 31	Ending June 30	Ending Sept. 30	Ending Dec. 31		Ending March 31	Ending June 30	Ending Sept. 30	Ending Dec. 31				Due and Demandable	Not Yet Due and Demandable
1	2	3	4	5=(3+4)	6	7	8	9	10=[(6+ (-)+7] -8+9]	11	12	13	14	15=[(11+12+13 +14)]	16	17	18	19	20=[(16+17+18+ 19)]	21=(5-10)	22=(10-15)	23	24
Financial Expenses																							
Interest Expenses																							
Capital Outlays																							
Property, Plant and Equipment Outlay																							
<b>B. AUTOMATIC APPROPRIATIONS</b>																							
<b>C. SPECIAL PURPOSE FUNDS</b>																							
Personnel Services																							
<b>GRAND TOTAL</b>		42,442,000.00		42,442,000.00	44,621,794.00				44,621,794	8,632,669.68	11,459,842.48	8,349,478.93	-	28,341,991.09	8,515,111.91	11,422,886.06	8,371,865.72	-	28,309,863.69	-	16,279,802.91	-	-

Approved By:   
 Ellen H. Rondael  
 Deputy Privatization Officer

Certified Correct:   
 Ritorey T. Diaron  
 Administrative Officer V

Certified Correct:   
 Fernando C. Sabado  
 Chief Accountant