

**SUMMARY OF APPROPRIATIONS, ALLOTMENTS, OBLIGATIONS AND BALANCES BY OBJECT OF EXPENDITURES**  
As of the Quarter Ending March 31, 2017

Department: Department of Finance (DOF)  
Agency: Privatization and Management Office  
Operating Unit: N/A  
Organization Code (UACS): 110100000000  
Fund Cluster: 01 - Regular Agency Fund


Authorization: 01 - Current Year Appropriations  
Report Status: SUBMITTED


| Particulars                                      | UACS CODE | Appropriation            |   | Allotments              |                     |                                       |             |               | Current Year Obligations  |                             |                            |                             |                            |                  | Current Year Disbursements  |                            |                             |                            | Balances         |                           |                       |                                      |    |
|--|-----------|--------------------------|---|-------------------------|---------------------|---------------------------------------|-------------|---------------|---------------------------|-----------------------------|----------------------------|-----------------------------|----------------------------|------------------|-----------------------------|----------------------------|-----------------------------|----------------------------|------------------|---------------------------|-----------------------|--------------------------------------|----|
|  |           | Authorized Appropriation | Adjustments (Transfer To/From, Realignment) | Adjusted Appropriations | Allotments Received | Adjustments (Withdrawal, Realignment) | Transfer To | Transfer From | Adjusted Total Allotments | 1st Quarter Ending March 31 | 2nd Quarter Ending June 30 | 3rd Quarter Ending Sept. 30 | 4th Quarter Ending Dec. 31 | Total            | 1st Quarter Ending March 31 | 2nd Quarter Ending June 30 | 3rd Quarter Ending Sept. 30 | 4th Quarter Ending Dec. 31 | Total            | Unreleased Appropriations | Unobligated Allotment | Unpaid Obligations (15-20) = (23+24) |    |
|  |           | 3                        | 4   | 5=(3+4)                 | 6                   | 7                                     | 8           | 9             | 10=(8+9)                  | 11                          | 12                         | 13                          | 14                         | 15=(11+12+13+14) | 16                          | 17                         | 18                          | 19                         | 20=(16+17+18+19) | 21=(5-10)                 | 22=(10-15)            | 23                                   | 24 |
| <b>Agency Specific Budget</b>                    |           |                          |   |                         |                     |                                       |             |               |                           |                             |                            |                             |                            |                  |                             |                            |                             |                            |                  |                           |                       |                                      |    |
| Specific Budgets of National Government Agencies |           | 01101101                 | 54,225,000.00                               |                         | 54,225,000.00       | 54,225,000.00                         |             |               | 54,225,000.00             | 9,025,278.65                |                            |                             |                            | 9,025,278.65     | 9,025,278.65                |                            |                             |                            | 9,025,278.65     |                           |                       |                                      |    |
| Personnel Services                               |           |                          | 54,225,000.00                               |                         | 54,225,000.00       | 54,225,000.00                         |             |               | 54,225,000.00             | 9,025,278.65                |                            |                             |                            | 9,025,278.65     | 9,025,278.65                |                            |                             |                            | 9,025,278.65     |                           |                       |                                      |    |
| Salaries and Wages                               |           | 5010100000               | 54,225,000.00                               |                         | 54,225,000.00       | 54,225,000.00                         |             |               | 54,225,000.00             | 9,025,278.65                |                            |                             |                            | 9,025,278.65     | 9,025,278.65                |                            |                             |                            | 9,025,278.65     |                           |                       |                                      |    |
| Salaries and Wages - Casual/Contractual          |           | 5010102000               | 54,225,000.00                               |                         | 54,225,000.00       | 54,225,000.00                         |             |               | 54,225,000.00             | 9,025,278.65                |                            |                             |                            | 9,025,278.65     | 9,025,278.65                |                            |                             |                            | 9,025,278.65     |                           |                       |                                      |    |
| <b>GRAND TOTAL</b>                               |           |                          | 54,225,000.00                               |                         | 54,225,000.00       | 54,225,000.00                         |             |               | 54,225,000.00             | 9,025,278.65                |                            |                             |                            | 9,025,278.65     | 9,025,278.65                |                            |                             |                            | 9,025,278.65     |                           |                       |                                      |    |
| Grand Total                                      |           |                          | 54,225,000.00                               |                         | 54,225,000.00       | 54,225,000.00                         |             |               | 54,225,000.00             | 9,025,278.65                |                            |                             |                            | 9,025,278.65     | 9,025,278.65                |                            |                             |                            | 9,025,278.65     |                           |                       |                                      |    |


Certified Correct:

Certified Correct:

Approved By:

  
DIARON, RITOREY  
Agency Budget Officer

  
RHODORA B. TORMANTA  
Agency Chief Accountant

  
ELEN H. RONDAEL  
Head of Agency or Authorized Representative  
Date: 11/Apr/2017

Date: 11/Apr/2017

Date: