

QUARTERLY PHYSICAL REPORT OF OPERATION  
As of December 31, 2015

Government Accountability Office  
Office of the Director  
RECEIVED

By: Maryna  
Date: 1/25/16

|                             |
|-----------------------------|
| Current Year Appropriations |
| Supplemental Appropriations |
| Continuing Appropriations   |
| Off-Budget Account          |

Department : DEPARTMENT OF FINANCE  
Agency : Privatization and Management Office  
Operating Unit :  
Organization Code (UACS) : 11-010-0000000


| Particulars  | UACS CODE | Physical Targets |             |             |             |             | Physical Accomplishments |             |             |             |                | Variance as of _____ | Remarks  |
|--|-----------|------------------|-------------|-------------|-------------|-------------|--------------------------|-------------|-------------|-------------|----------------|----------------------|--|
|  |           | 1st Quarter      | 2nd Quarter | 3rd Quarter | 4th Quarter | Total       | 1st Quarter              | 2nd Quarter | 3rd Quarter | 4th Quarter | Total          |                      |  |
| 1  | 2         | 3                | 4           | 5           | 6           | 7=(3+4+5+6) | 8                        | 9           | 10          | 11          | 12=(8+9+10+11) | 13                   | 14   |
| <b>Part A</b>  |           |                  |             |             |             |             |                          |             |             |             |                |                      |  |
| <b>I. Operations</b>   |           |                  |             |             |             |             |                          |             |             |             |                |                      |  |
| <b>MFO 1 - Privatization of Government Assets</b>  | 301000000 |                  |             |             |             |             |                          |             |             |             |                |                      |  |
| <i>Performance Indicator (Set 1)</i>   |           |                  |             |             |             |             |                          |             |             |             |                |                      |  |
| Remittance to the Bureau of Treasury from Sale/Disposition of assets and other properties assigned by the Privatization Council.                                   |           |                  |             |             |             |             | 38,490                   | 40,084      | 15,000      | 14,949      | 108,523        |                      | Actual accomplishment of P702,756 are the following:<br>(a) Disposition of financial claim in the amount of P396,162 through the assignment of shares of stock in a listed company.<br>(b) Sale/disposition of land 13,000 square meter located at Brgy Marcelo Green, Parañaque City in the amount of P290,933M.<br>(c) Sale/disposition of land 25,044 square meter located in Marilao, Bulacan in the amount of P15,661M. |
| <i>Quantity</i>  |           |                  |             |             |             |             |                          |             |             |             |                |                      |  |
| Number of Assets Completed   |           |                  |             |             | 3           | 3           | 0                        | 1           | 0           | 2           | 3              |                      |  |
| Value of asset sale proceeds   |           |                  |             |             | 500,000     | 500,000     | 0                        | 15,661      | 0           | 687,095     | 702,756        |                      |  |
| <i>Quality</i>   |           |                  |             |             |             |             |                          |             |             |             |                |                      |  |
| Actual asset sale proceeds less estimated market value of assets   |           |                  |             |             | 0           | -           | 0                        | 0           | 0           | 0           | -              |                      |  |
| <i>Timeliness</i>  |           |                  |             |             |             |             |                          |             |             |             |                |                      |  |
| Average number of days from date of council approval of asset disposition to date of receipt of sale proceed or date of transfer of ownership (whichever is later) |           |                  |             |             | 60          | 60          | 0                        | 0           | 0           | 60          | 60             |                      |  |
| <i>Performance Indicator (Set 2)</i>   |           |                  |             |             |             |             |                          |             |             |             |                |                      |  |
| <i>Number of assets under management</i>   |           |                  |             |             | 131         | 131         | 0                        | -           | -           | 131         | 131            |                      |  |
| <i>Value of assets sales under management</i>  |           |                  |             |             | 52,104,861  | 52,104,861  | 0                        | -           | -           | 52,104,861  | 52,104,861     |                      |  |
| <i>Percentage of assets for which the financial account are produced within 30 days at the end of the financial year</i>   |           |                  |             |             | 8           | 8           | 0                        | 0           | 0           | 8           | 8              |                      |  |


QUARTERLY PHYSICAL REPORT OF OPERATION  
As of December 31, 2015


Department : DEPARTMENT OF FINANCE  
 Agency : Privatization and Management Office  
 Operating Unit :  
 Organization Code (UACS) : 11-010-0000000

|  |                             |
|--|-----------------------------|
|  | Current Year Appropriations |
|  | Supplemental Appropriations |
|  | Continuing Appropriations   |
|  | Off-Budget Account          |

| Particulars  | UACS CODE | Physical Targets |             |             |             |             | Physical Accomplishments |             |             |             |                | Variance as of _____ | Remarks |
|--|-----------|------------------|-------------|-------------|-------------|-------------|--------------------------|-------------|-------------|-------------|----------------|----------------------|---------|
|  |           | 1st Quarter      | 2nd Quarter | 3rd Quarter | 4th Quarter | Total       | 1st Quarter              | 2nd Quarter | 3rd Quarter | 4th Quarter | Total          |                      |         |
| 1  | 2         | 3                | 4           | 5           | 6           | 7=(3+4+5+6) | 8                        | 9           | 10          | 11          | 12=(8+9+10+11) | 13                   | 14      |
| Part B<br>Major Programs/Projects<br>KRA No. 1 - Anti-Corruption, Transparent, Accountable and Participatory Governance<br>Program Budgeting: Education Program<br>MPP<br>Target 1<br>Other Major Programs and Projects<br>PAP |           |                  |             |             |             |             |                          |             |             |             |                |                      |         |

Certified Correct:   
Ritorey T. Diaron  
 Administrative Officer V

Certified Correct:   
Fernando C. Sabado  
 Chief Accountant

Approved By:   
Ellen H. Rondael  
 Deputy Privatization Officer