




PERFORMANCE INDICATOR - December 31, 2019

Department: Department of Finance (DOF)
 Agency: Privatization and Management Office
 Organization Code: 11 010 0000000

Particulars	UACS CODE	Physical Target (Budget Year)					Physical Accomplishment (Budget Year)					Variance	Remarks
		1st Quarter	2nd Quarter	3rd Quarter	4th Quarter	Total	1st Quarter	2nd Quarter	3rd Quarter	4th Quarter	Total		
1	2	3	4	5	6	7	8	9	10	11	12	13	14
PRIVATIZATION OF GOVERNMENT ASSETS PROGRAM	31010000000000												
OO : Effective management and disposition of transferred													
Outcome Indicator(s)													
1. Remittance to the Bureau of Treasury		P163,828,000	P163,820,000	P163,820,000	P163,820,100	P655,280,100	27,878,823.47	235,257,198.42	502,313,023.56	106,206,442.23	871,655,487.68	216,375,387.68	
2. Privatization proceeds collected		P182,022,000	P182,022,000	P182,022,000	P182,023,000	P728,089,000	52,812,335.68	239,224,163.07	631,456,862.26	87,396,560.75.97	1,010,889,921.76	282,800,921.76	
3. Average value of privatized assets sold over		0	0	0	0	0	0	0	0	0	0		
appraised value													
Output Indicator(s)													
1. Number of assets / entities currently being managed		0	0	0	133	133	133	133	133	133	133		
2. Number & value of assets/properties being prepared		5	5	5	5	20	0	0	1	12	13		
for disposition for the year (a. include													
custodianship and pre-selling activities, eg.													
Inventory, appraisal, etc.; b. the privatization													
plan should be submitted to the Privatization													
Council and approval should be implemented, such													
as the conduct of public bidding)		P130,206,189	P130,206,189	P130,206,189	P130,206192.75	P520,824,759.79	0	0	391,901,200.00	35,511,060.00	427,412,260.00		
3. Percentage of privatization plan adopted by the													
the Privatization Council		0	0	0	50%	50%	0	0	82%	0	82%		

Prepared By: 
 DIARON RITOREY T.
 Date: 11/29/2020

In coordination with:

 TORRALBA, RHODORA B.
 Date: 1/29/20

Approved By: 
 RONDAEL ELLEN H.
 Date:

STATEMENT OF APPROPRIATIONS, ALLOTMENTS, OBLIGATIONS
As at the Quarter Ending December 31, 2010

Department : Department of Finance (DOF)
 Agency/Entity : Privatization and Management Office
 Operating Unit : < not applicable >
 Organization Code : 11 010 0000000
 Fund Cluster : 01 Regular Agency Fund

(e.g. UACS Fund Cluster: 01-Regular Agency Fund, 02-Foreign Assisted Projects Fund, 03-Special Account-Locally Funded/Domestic Grants Fund, and 04-Special Account-Foreign Assisted/Foreign Funded)

Particulars	UACS CODE	Appropriations			Allotments					Current Year	
		Authorized Appropriations	Adjustments (Transfer To/From, Modifications/)	Adjusted Appropriations	Allotments Received	Adjustments (Reductions, Modifications/ Augmentations)	Transfer To	Transfer From	Adjusted Total Allotments	1st Quarter Ending March 31	2nd Quarter Ending June 30
1	2	3	4	5=(3+4)	6	7	8	9	10=[{6+(-)7}-8+9]	11	12
I. Agency Specific Budget		83,055,000.00	0.00	83,055,000.00	83,055,000.00	0.00	0.00	0.00	83,055,000.00	18,796,420.90	19,219,166.71
General Administration and Support	1000000000000000	48,771,000.00	0.00	48,771,000.00	48,771,000.00	0.00	0.00	0.00	48,771,000.00	11,708,439.22	10,351,663.62
General management and supervision	100000100001000	48,771,000.00	0.00	48,771,000.00	48,771,000.00	0.00	0.00	0.00	48,771,000.00	11,708,439.22	10,351,663.62
PS		31,614,000.00	0.00	31,614,000.00	31,614,000.00	0.00	0.00	0.00	31,614,000.00	6,535,977.50	8,176,911.76
MOOE		15,051,000.00	0.00	15,051,000.00	15,051,000.00	0.00	0.00	0.00	15,051,000.00	4,878,347.30	1,616,918.70
CO		2,106,000.00	0.00	2,106,000.00	2,106,000.00	0.00	0.00	0.00	2,106,000.00	294,114.42	557,833.16
Sub-Total, General Administration and Support		48,771,000.00	0.00	48,771,000.00	48,771,000.00	0.00	0.00	0.00	48,771,000.00	11,708,439.22	10,351,663.62
PS		31,614,000.00	0.00	31,614,000.00	31,614,000.00	0.00	0.00	0.00	31,614,000.00	6,535,977.50	8,176,911.76
MOOE		15,051,000.00	0.00	15,051,000.00	15,051,000.00	0.00	0.00	0.00	15,051,000.00	4,878,347.30	1,616,918.70
FinEx (if Applicable)		0.00	0.00	0.00	0.00	0.00	0.00	0.00	0.00	0.00	0.00
CO		2,106,000.00	0.00	2,106,000.00	2,106,000.00	0.00	0.00	0.00	2,106,000.00	294,114.42	557,833.16
Operations	3000000000000000	34,284,000.00	0.00	34,284,000.00	34,284,000.00	0.00	0.00	0.00	34,284,000.00	7,087,981.68	8,867,503.09
OO : Effective management and disposition of transferred assets and other government properties		34,284,000.00	0.00	34,284,000.00	34,284,000.00	0.00	0.00	0.00	34,284,000.00	7,087,981.68	8,867,503.09
PRIVATIZATION OF GOVERNMENT ASSETS PROGRAM		34,284,000.00	0.00	34,284,000.00	34,284,000.00	0.00	0.00	0.00	34,284,000.00	7,087,981.68	8,867,503.09
Conservation, Sale/ Disposition of Assets and Other Properties	310100100001000	34,284,000.00	0.00	34,284,000.00	34,284,000.00	0.00	0.00	0.00	34,284,000.00	7,087,981.68	8,867,503.09
PS		34,284,000.00	0.00	34,284,000.00	34,284,000.00	0.00	0.00	0.00	34,284,000.00	7,087,981.68	8,867,503.09
Sub-Total, Operations		34,284,000.00	0.00	34,284,000.00	34,284,000.00	0.00	0.00	0.00	34,284,000.00	7,087,981.68	8,867,503.09
PS		34,284,000.00	0.00	34,284,000.00	34,284,000.00	0.00	0.00	0.00	34,284,000.00	7,087,981.68	8,867,503.09
MOOE		0.00	0.00	0.00	0.00	0.00	0.00	0.00	0.00	0.00	0.00
FinEx (if Applicable)		0.00	0.00	0.00	0.00	0.00	0.00	0.00	0.00	0.00	0.00
CO		0.00	0.00	0.00	0.00	0.00	0.00	0.00	0.00	0.00	0.00
Sub-Total, I. Agency Specific Budget		83,055,000.00	0.00	83,055,000.00	83,055,000.00	0.00	0.00	0.00	83,055,000.00	18,796,420.90	19,219,166.71
PS		65,898,000.00	0.00	65,898,000.00	65,898,000.00	0.00	0.00	0.00	65,898,000.00	13,623,959.18	17,044,414.85

OBLIGATIONS, DISBURSEMENTS AND BALANCES
ing December 31, 2019

X

Foreign Assisted/Foreign Grants Fund)

Current Year Obligations				Current Year Disbursements					Balances			
2nd Quarter Ending June 30	3rd Quarter Ending Sept. 30	4th Quarter Ending Dec. 31	TOTAL	1st Quarter Ending March 31	2nd Quarter Ending June 30	3rd Quarter Ending Sept. 30	4th Quarter Ending Dec. 31	TOTAL	Unreleased Appro	Unobligated Allotments	Unpaid Obligations (15-20)=(23+24)	
12	13	14	15=(11+12+13+14)	16	17	18	19	20=(16+17+18+19)	21	22	23	24
											Due and Demandable	Not Yet Due and Demandable
19,219,166.71	20,049,583.37	21,274,158.64	79,339,329.62	18,796,420.90	19,219,166.71	20,049,583.37	21,274,158.64	79,339,329.62	0.00	3,715,670.38	0.00	0.00
10,351,663.62	12,585,765.77	11,988,627.43	46,634,496.04	11,708,439.22	10,351,663.62	12,585,765.77	11,988,627.43	46,634,496.04	0.00	2,136,503.96	0.00	0.00
10,351,663.62	12,585,765.77	11,988,627.43	46,634,496.04	11,708,439.22	10,351,663.62	12,585,765.77	11,988,627.43	46,634,496.04	0.00	2,136,503.96	0.00	0.00
8,176,911.76	6,882,543.74	8,562,384.31	30,157,817.31	6,535,977.50	8,176,911.76	6,882,543.74	8,562,384.31	30,157,817.31	0.00	1,456,182.69	0.00	0.00
1,616,918.70	4,794,537.03	3,127,131.12	14,416,934.15	4,878,347.30	1,616,918.70	4,794,537.03	3,127,131.12	14,416,934.15	0.00	634,065.85	0.00	0.00
557,833.16	908,685.00	299,112.00	2,059,744.58	294,114.42	557,833.16	908,685.00	299,112.00	2,059,744.58	0.00	46,255.42	0.00	0.00
10,351,663.62	12,585,765.77	11,988,627.43	46,634,496.04	11,708,439.22	10,351,663.62	12,585,765.77	11,988,627.43	46,634,496.04	0.00	2,136,503.96	0.00	0.00
8,176,911.76	6,882,543.74	8,562,384.31	30,157,817.31	6,535,977.50	8,176,911.76	6,882,543.74	8,562,384.31	30,157,817.31	0.00	1,456,182.69	0.00	0.00
1,616,918.70	4,794,537.03	3,127,131.12	14,416,934.15	4,878,347.30	1,616,918.70	4,794,537.03	3,127,131.12	14,416,934.15	0.00	634,065.85	0.00	0.00
0.00	0.00	0.00	0.00	0.00	0.00	0.00	0.00	0.00	0.00	0.00	0.00	0.00
557,833.16	908,685.00	299,112.00	2,059,744.58	294,114.42	557,833.16	908,685.00	299,112.00	2,059,744.58	0.00	46,255.42	0.00	0.00
8,867,503.09	7,463,817.60	9,285,531.21	32,704,833.58	7,087,981.68	8,867,503.09	7,463,817.60	9,285,531.21	32,704,833.58	0.00	1,579,166.42	0.00	0.00
8,867,503.09	7,463,817.60	9,285,531.21	32,704,833.58	7,087,981.68	8,867,503.09	7,463,817.60	9,285,531.21	32,704,833.58	0.00	1,579,166.42	0.00	0.00
8,867,503.09	7,463,817.60	9,285,531.21	32,704,833.58	7,087,981.68	8,867,503.09	7,463,817.60	9,285,531.21	32,704,833.58	0.00	1,579,166.42	0.00	0.00
8,867,503.09	7,463,817.60	9,285,531.21	32,704,833.58	7,087,981.68	8,867,503.09	7,463,817.60	9,285,531.21	32,704,833.58	0.00	1,579,166.42	0.00	0.00
8,867,503.09	7,463,817.60	9,285,531.21	32,704,833.58	7,087,981.68	8,867,503.09	7,463,817.60	9,285,531.21	32,704,833.58	0.00	1,579,166.42	0.00	0.00
8,867,503.09	7,463,817.60	9,285,531.21	32,704,833.58	7,087,981.68	8,867,503.09	7,463,817.60	9,285,531.21	32,704,833.58	0.00	1,579,166.42	0.00	0.00
8,867,503.09	7,463,817.60	9,285,531.21	32,704,833.58	7,087,981.68	8,867,503.09	7,463,817.60	9,285,531.21	32,704,833.58	0.00	1,579,166.42	0.00	0.00
0.00	0.00	0.00	0.00	0.00	0.00	0.00	0.00	0.00	0.00	0.00	0.00	0.00
0.00	0.00	0.00	0.00	0.00	0.00	0.00	0.00	0.00	0.00	0.00	0.00	0.00
0.00	0.00	0.00	0.00	0.00	0.00	0.00	0.00	0.00	0.00	0.00	0.00	0.00
19,219,166.71	20,049,583.37	21,274,158.64	79,339,329.62	18,796,420.90	19,219,166.71	20,049,583.37	21,274,158.64	79,339,329.62	0.00	3,715,670.38	0.00	0.00
17,044,414.85	14,346,361.34	17,847,915.52	62,862,650.89	13,623,959.18	17,044,414.85	14,346,361.34	17,847,915.52	62,862,650.89	0.00	3,035,349.11	0.00	0.00

MOOE		15,051,000.00	0.00	15,051,000.00	15,051,000.00	0.00	0.00	0.00	15,051,000.00	4,878,347.30	1,616,918.70
FinEx (if Applicable)		0.00	0.00	0.00	0.00	0.00	0.00	0.00	0.00	0.00	0.00
CO		2,106,000.00	0.00	2,106,000.00	2,106,000.00	0.00	0.00	0.00	2,106,000.00	294,114.42	557,833.16

This report was generated using the Unified Reporting System on 29/01/2020 07:48 version.FAR1.1.4

Department : Department of Finance (DOF)
Agency/Entity : Privatization and Management Office
Operating Unit : < not applicable >
Organization Code : 11 010 0000000
Fund Cluster : 01 Regular Agency Fund


(e.g. UACS Fund Cluster: 01-Regular Agency Fund, 02-Foreign Assisted Projects Fund, 03-Special Account-Locally Funded/Domestic Grants Fund, and 04-Special Account-Foreign Assisted/Fo

Particulars	UACS CODE	Appropriations			Allotments					Current	
		Authorized Appropriations	Adjustments (Transfer To/From, Modifications/)	Adjusted Appropriations	Allotments Received	Adjustments (Reductions, Modifications/ Augmentations)	Transfer To	Transfer From	Adjusted Total Allotments	1st Quarter Ending March 31	2nd Quarter Ending June 30
1	2	3	4	5=(3+4)	6	7	8	9	10=[{(6+(-)7)-8+9]	11	12
III. Special Purpose Fund		0.00	483,000.00	483,000.00	0.00	483,000.00	0.00	0.00	483,000.00	0.00	0.00
Miscellaneous Personnel Benefits Fund		0.00	483,000.00	483,000.00	0.00	483,000.00	0.00	0.00	483,000.00	0.00	0.00
PS		0.00	483,000.00	483,000.00	0.00	483,000.00	0.00	0.00	483,000.00	0.00	0.00
Sub-Total III. Special Purpose Fund		0.00	483,000.00	483,000.00	0.00	483,000.00	0.00	0.00	483,000.00	0.00	0.00
PS		0.00	483,000.00	483,000.00	0.00	483,000.00	0.00	0.00	483,000.00	0.00	0.00
MOOE		0.00	0.00	0.00	0.00	0.00	0.00	0.00	0.00	0.00	0.00
FinEx		0.00	0.00	0.00	0.00	0.00	0.00	0.00	0.00	0.00	0.00
CO		0.00	0.00	0.00	0.00	0.00	0.00	0.00	0.00	0.00	0.00
GRAND TOTAL		83,055,000.00	483,000.00	83,538,000.00	83,055,000.00	483,000.00	0.00	0.00	83,538,000.00	18,796,420.90	19,219,166.71
PS		65,898,000.00	483,000.00	66,381,000.00	65,898,000.00	483,000.00	0.00	0.00	66,381,000.00	13,623,959.18	17,044,414.85
MOOE		15,051,000.00	0.00	15,051,000.00	15,051,000.00	0.00	0.00	0.00	15,051,000.00	4,878,347.30	1,616,918.70
CO		2,106,000.00	0.00	2,106,000.00	2,106,000.00	0.00	0.00	0.00	2,106,000.00	294,114.42	557,833.16

Recapitulation by OO:


I. Agency Specific Budget		34,284,000.00	0.00	34,284,000.00	34,284,000.00	0.00	0.00	0.00	34,284,000.00	7,087,981.68	8,867,503.09
PRIVATIZATION OF GOVERNMENT ASSETS PROGRAM		34,284,000.00	0.00	34,284,000.00	34,284,000.00	0.00	0.00	0.00	34,284,000.00	7,087,981.68	8,867,503.09

Certified Correct:


DIARON RITOREY T.

Date: 1/29/2020

Recommending Approval:


TORRALBA, RHODORA B.

Date: 1/29/20

18.70	4,794,537.03	3,127,131.12	14,416,934.15	4,878,347.30	1,616,918.70	4,794,537.03	3,127,131.12	14,416,934.15	0.00	634,065.85	0.00	0.00
0.00	0.00	0.00	0.00	0.00	0.00	0.00	0.00	0.00	0.00	0.00	0.00	0.00
333.16	908,685.00	299,112.00	2,059,744.58	294,114.42	557,833.16	908,685.00	299,112.00	2,059,744.58	0.00	46,255.42	0.00	0.00

X

isted/Foreign Grants Fund)

Current Year Obligations				Current Year Disbursements					Balances			
ter j)	3rd Quarter Ending Sept. 30	4th Quarter Ending Dec. 31	TOTAL	1st Quarter Ending March 31	2nd Quarter Ending June 30	3rd Quarter Ending Sept. 30	4th Quarter Ending Dec. 31	TOTAL	Unreleased Appro	Unobligated Allotments	Unpaid Obligations (15-20)=(23+24)	
	13	14	15=(11+12+13+14)	16	17	18	19	20=(16+17+18+19)			21	22
0.00	0.00	0.00	0.00	0.00	0.00	0.00	0.00	0.00	0.00	483,000.00	0.00	0.00
0.00	0.00	0.00	0.00	0.00	0.00	0.00	0.00	0.00	0.00	483,000.00	0.00	0.00
0.00	0.00	0.00	0.00	0.00	0.00	0.00	0.00	0.00	0.00	483,000.00	0.00	0.00
0.00	0.00	0.00	0.00	0.00	0.00	0.00	0.00	0.00	0.00	483,000.00	0.00	0.00
0.00	0.00	0.00	0.00	0.00	0.00	0.00	0.00	0.00	0.00	483,000.00	0.00	0.00
0.00	0.00	0.00	0.00	0.00	0.00	0.00	0.00	0.00	0.00	0.00	0.00	0.00
0.00	0.00	0.00	0.00	0.00	0.00	0.00	0.00	0.00	0.00	0.00	0.00	0.00
0.00	0.00	0.00	0.00	0.00	0.00	0.00	0.00	0.00	0.00	0.00	0.00	0.00
166.71	20,049,583.37	21,274,158.64	79,339,329.62	18,796,420.90	19,219,166.71	20,049,583.37	21,274,158.64	79,339,329.62	0.00	4,198,670.38	0.00	0.00
414.85	14,346,361.34	17,847,915.52	62,862,650.89	13,623,959.18	17,044,414.85	14,346,361.34	17,847,915.52	62,862,650.89	0.00	3,518,349.11	0.00	0.00
918.70	4,794,537.03	3,127,131.12	14,416,934.15	4,878,347.30	1,616,918.70	4,794,537.03	3,127,131.12	14,416,934.15	0.00	634,065.85	0.00	0.00
833.16	908,685.00	299,112.00	2,059,744.58	294,114.42	557,833.16	908,685.00	299,112.00	2,059,744.58	0.00	46,255.42	0.00	0.00
503.09	7,463,817.60	9,285,531.21	32,704,833.58	7,087,981.68	8,867,503.09	7,463,817.60	9,285,531.21	32,704,833.58	0.00	1,579,166.42	0.00	0.00
503.09	7,463,817.60	9,285,531.21	32,704,833.58	7,087,981.68	8,867,503.09	7,463,817.60	9,285,531.21	32,704,833.58	0.00	1,579,166.42	0.00	0.00

oval:

RA B.

Approved By:


 RONDAEL ELLEN H.

Date: